

1. Paste the following link in a browser <https://mail.joink.com/migration> and you will see the page below.

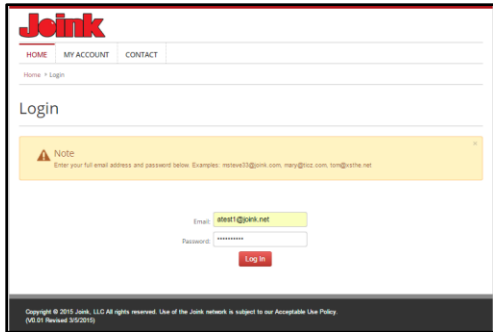


Figure 1: Enter Email & Password

2. Enter your full email address and password and you will then see the screen below. If you will be configuring your mail on a mobile device, make sure to click on the down arrow and select yes. Put a check in the box to confirm you understand the changes that will occur to your email and then click on the **Red Start Migration** button.

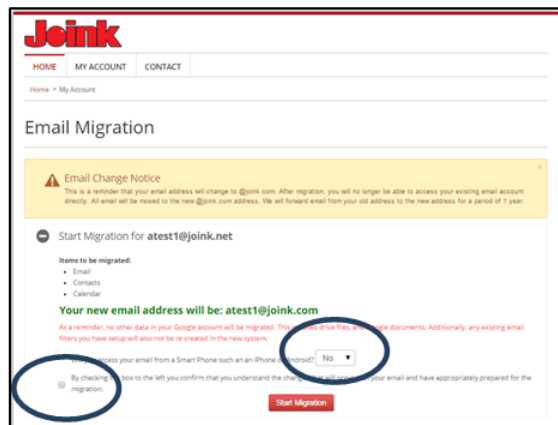


Figure 2: Customers moving to @joink.com address

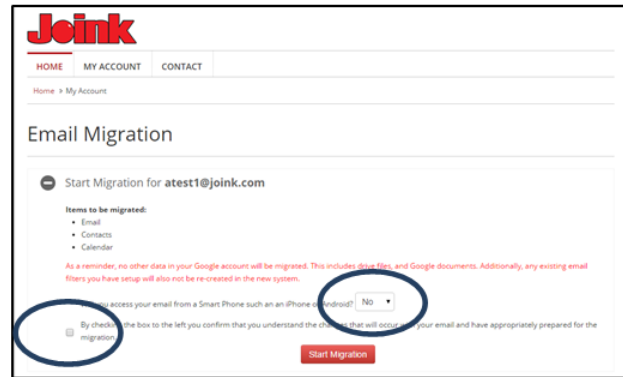


Figure 3: Existing customers with @joink.com address

Once you have clicked the Start Migration button you will then see the screen below.

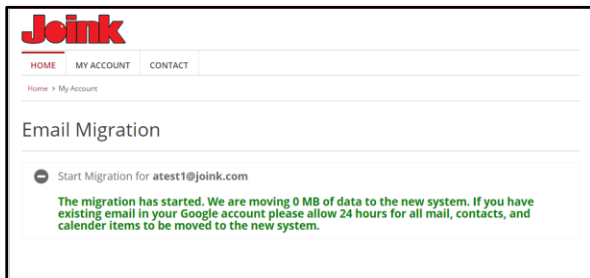


Figure 4: Confirmation of Migration